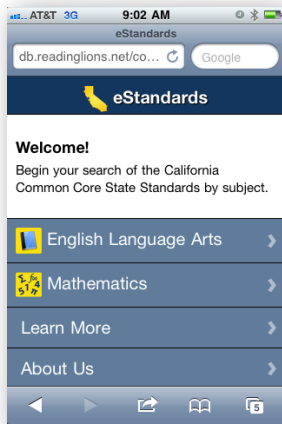




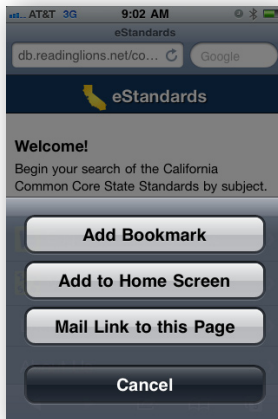
# eStandards Mobile

Add eStandards to your iPhone/iPad/iPod touch



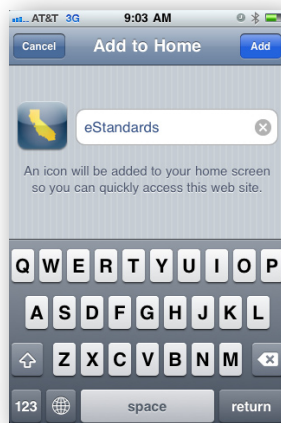
## Step 1

- Open your Web browser.
- Type "scoe.net/estandardsmobile" into your browser's address bar and tap "Go."
- Tap  or .





## Step 2

- Tap "Add to Home Screen."



## Step 3

- Wait for the eStandards icon  to load.
- Type "eStandards" as the title and tap "Add."
- The eStandards icon  will appear on your Home screen.